

1.4.2. Feedback of Student of last five year

Prestige Institute of Management and Research, Indore Curriculum / Course Feedback - Student

Academic Year: 2014-15 to 2018-19

Program: MBA (FT)

Scale: 4 = Very Good; 3 = Good; 2 = Satisfactory; 1 = unsatisfactory

	Depth of the course content including project work (if any)	Extent of Coverage of Course	Applicability/ Relevance to real life situations	Learning value (in terms of Knowledge, Concepts, Manual Skills, Analytical Abilities and broadening perspectives)	Clarity & Relevance of textual reading material	Relevance of additional source material (Library)	Extent of effort required by students	Overall Rating
2014-15	2.70	2.70	2.70	2.71	2.70	2.61	2.61	2.58
2015-16	2.97	3.03	3.02	3.03	3.00	2.91	3.06	2.99
2016-17	2.92	2.97	3.02	2.99	2.94	2.91	2.94	2.96
2017-18	3.11	3.10	3.07	3.13	3.14	3.12	3.09	3.16
2018-19	3.00	3.05	2.90	2.97	2.99	3.01	3.17	3.20

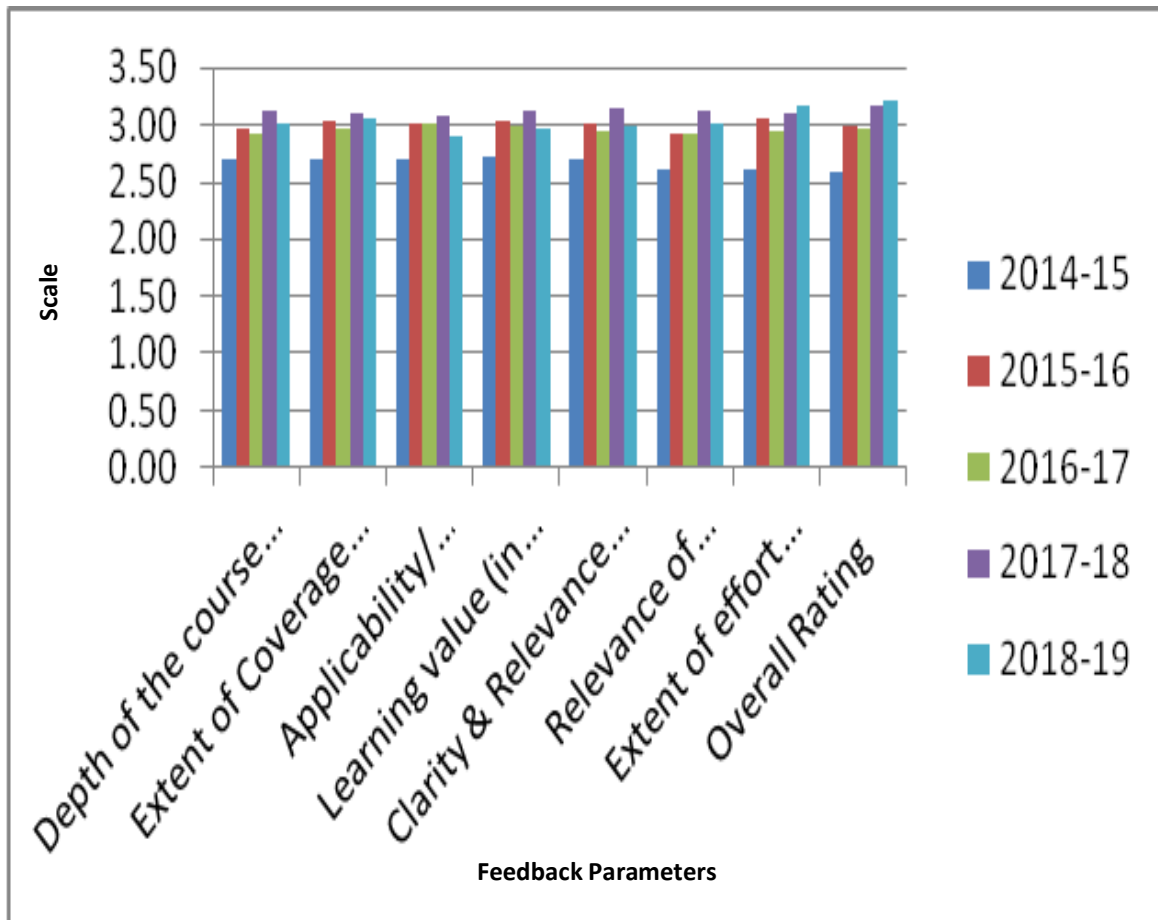


Fig: Chart depicting student feedback on curriculum of MBA (FT) from year 2014-15 to 2018-19.

Prestige Institute of Management and Research, Indore
Curriculum / Course Feedback - Student

Academic Year: 2014-15 to 2018-19
Program: MBA (MM)

Scale: 4 = Very Good; 3 = Good; 2 = Satisfactory; 1 = unsatisfactory

	Depth of the course content including project work (if any)	Extent of Coverage of Course	Applicability/ Relevance to real life situations	Learning value (in terms of Knowledge, Concepts, Manual Skills, Analytical Abilities and broadening perspectives)	Clarity & Relevance of textual reading material	Relevance of additional source material (Library)	Extent of effort required by students	Overall Rating
2014-15	2.73	2.74	2.73	2.75	2.74	2.65	2.65	2.62
2015-16	3.01	3.07	3.06	3.07	3.03	2.95	3.10	3.03
2016-17	2.96	3.01	3.06	3.03	2.98	2.95	2.98	3.00
2017-18	3.15	3.14	3.11	3.17	3.18	3.16	3.13	3.20
2018-19	3.04	3.09	2.94	3.01	3.03	3.05	3.21	3.24

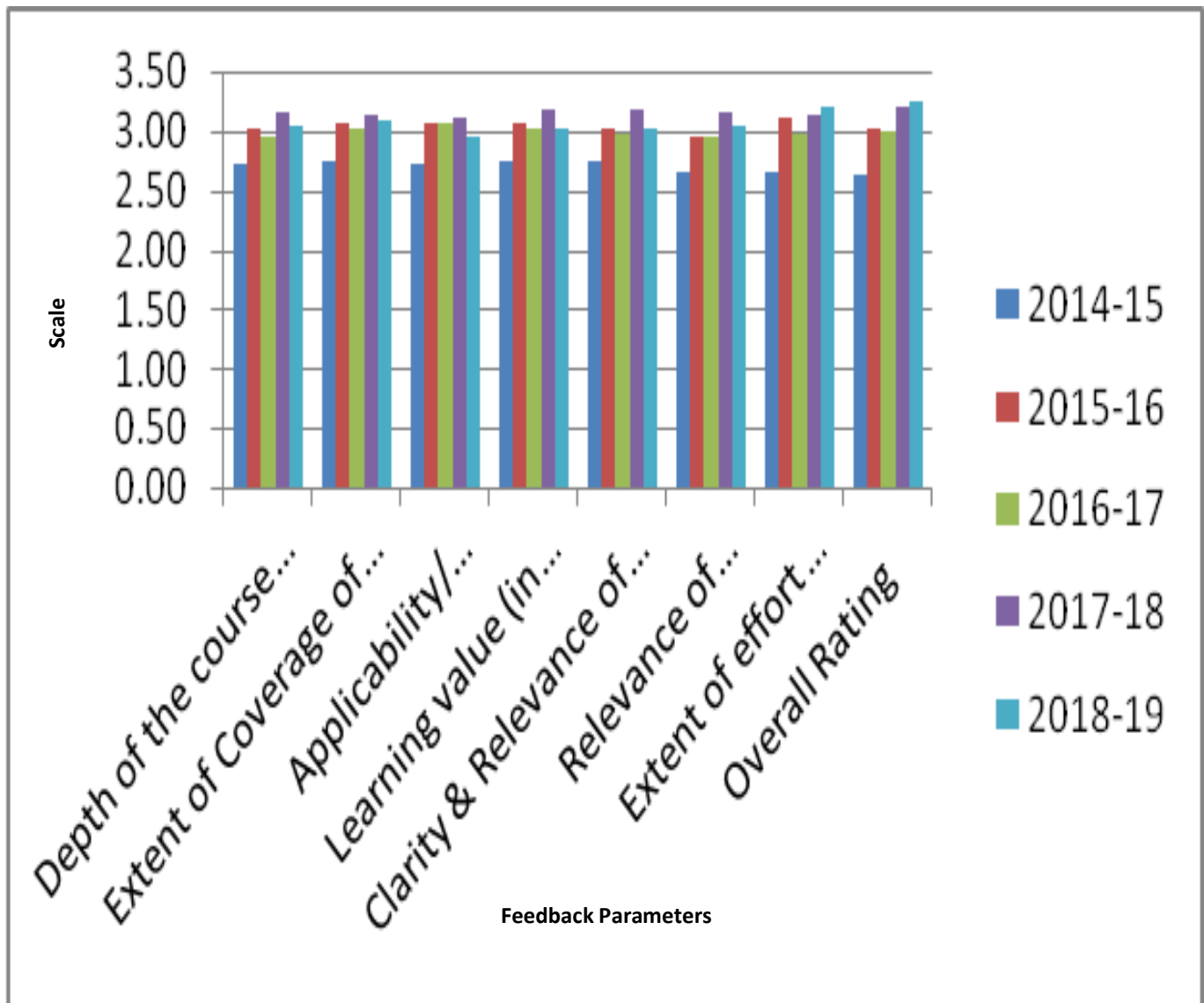


Fig: Chart depicting student feedback on curriculum of MBA (MM) from year 2014-15 to 2018-19.

Prestige Institute of Management and Research, Indore
Curriculum / Course Feedback - Student

Academic Year: 2014-15 to 2018-19
Program: MBA (FA)

Scale: 4 = Very Good; 3 = Good; 2 = Satisfactory; 1 = unsatisfactory

	Depth of the course content including project work (if any)	Extent of Coverage of Course	Applicability/ Relevance to real life situations	Learning value (in terms of Knowledge, Concepts, Manual Skills, Analytical Abilities and broadening perspectives)	Clarity & Relevance of textual reading material	Relevance of additional source material (Library)	Extent of effort required by students	Overall Rating
2014-15	3.00	3.00	3.00	3.01	3.00	2.91	2.91	2.88
2015-16	3.27	3.33	3.32	3.33	3.30	3.21	3.36	3.29
2016-17	3.22	3.27	3.32	3.29	3.24	3.21	3.24	3.26
2017-18	3.41	3.40	3.37	3.43	3.44	3.42	3.39	3.46
2018-19	3.30	3.35	3.20	3.70	3.29	3.31	3.47	3.50

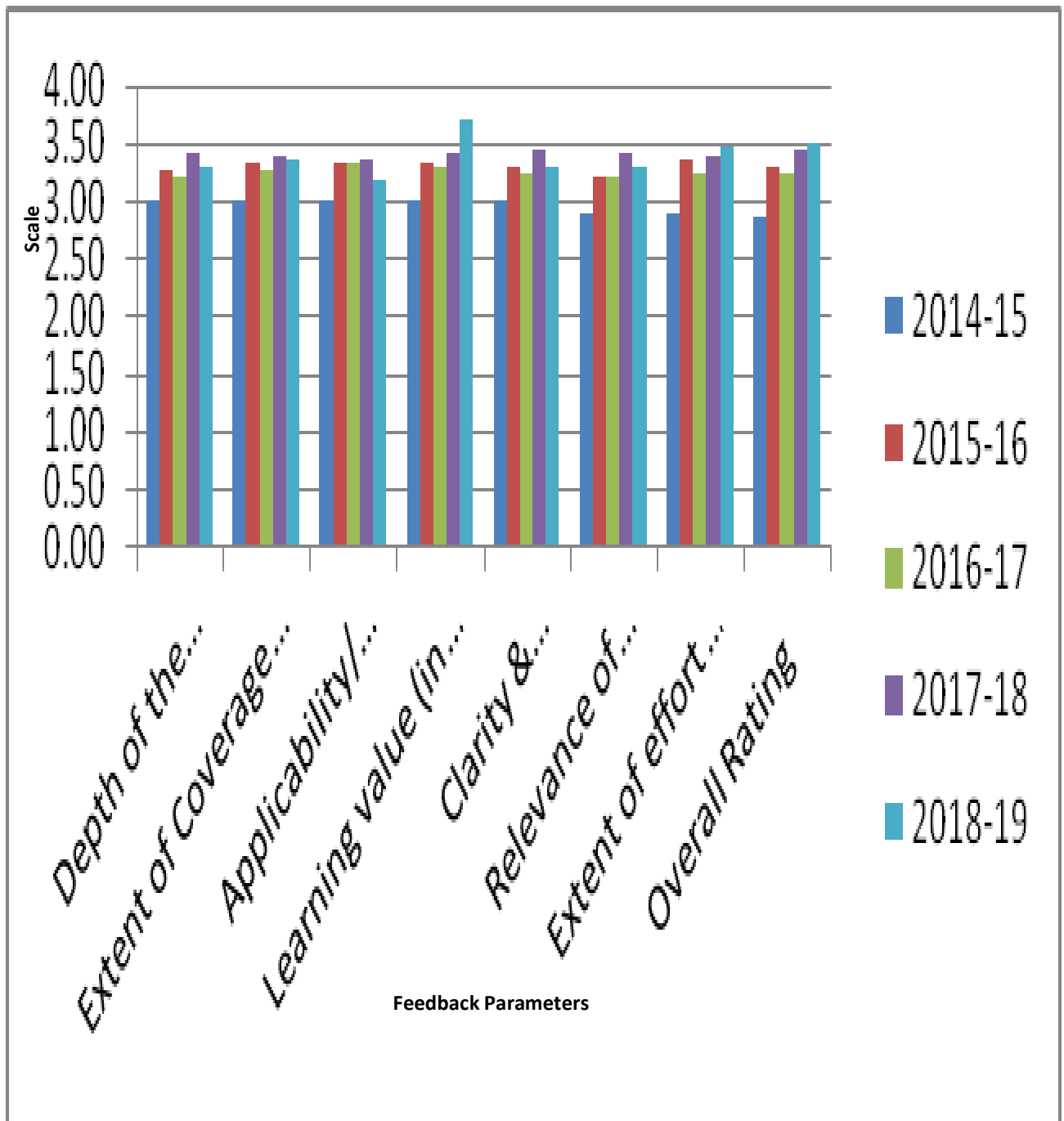


Fig: Chart depicting student feedback on curriculum of MBA (FA) from year 2014-15 to 2018-19.

**Prestige Institute of Management and Research, Indore
Curriculum / Course Feedback - Student**

**Academic Year: 2014-15 to 2018-19
Program: MBA (IB)**

Scale: 4 = Very Good; 3 = Good; 2 = Satisfactory; 1 = unsatisfactory

	Depth of the course content including project work (if any)	Extent of Coverage of Course	Applicability/ Relevance to real life situations	Learning value (in terms of Knowledge, Concepts, Manual Skills, Analytical Abilities and broadening perspectives)	Clarity & Relevance of textual reading material	Relevance of additional source material (Library)	Extent of effort required by students	Overall Rating
2014-15	3.04	3.04	3.04	3.05	3.04	2.95	2.95	2.92
2015-16	3.31	3.37	3.35	3.37	3.33	3.25	3.39	3.33
2016-17	3.25	3.30	3.25	3.32	3.27	3.25	3.27	3.29
2017-18	3.44	3.43	3.40	3.46	3.47	3.45	3.42	3.49
2018-19	3.34	3.39	3.24	3.31	3.33	3.35	3.51	3.54

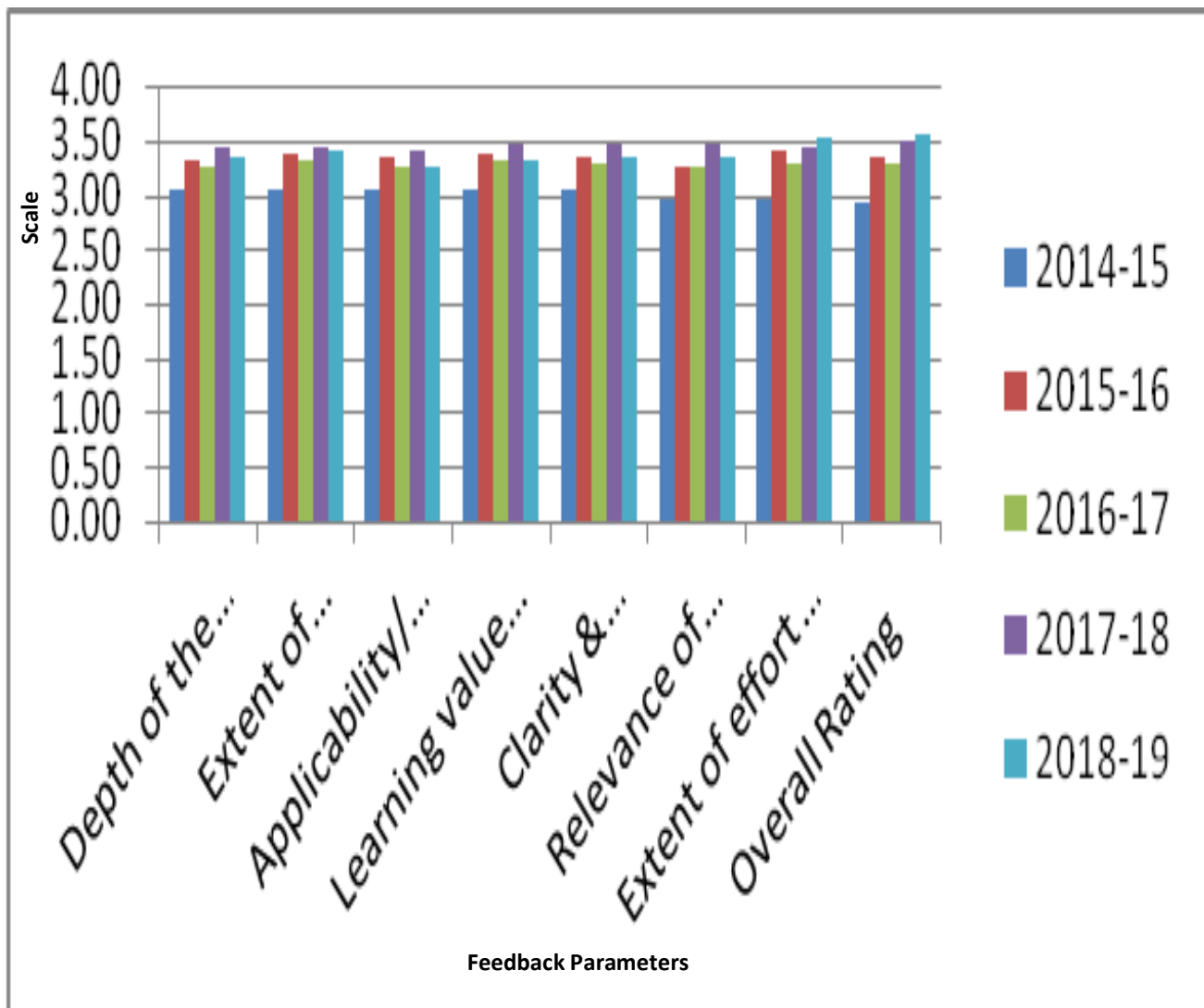


Fig: Chart depicting student feedback on curriculum of MBA (IB) from year 2014-15 to 2018-19.

**Prestige Institute of Management and Research, Indore
Curriculum / Course Feedback - Student**

**Academic Year: 2014-15 to 2018-19
Program: MBA (PA)**

Scale: 4 = Very Good; 3 = Good; 2 = Satisfactory; 1 = unsatisfactory

	Depth of the course content including project work (if any)	Extent of Coverage of Course	Applicability/ Relevance to real life situations	Learning value (in terms of Knowledge, Concepts, Manual Skills, Analytical Abilities and broadening perspectives)	Clarity & Relevance of textual reading material	Relevance of additional source material (Library)	Extent of effort required by students	Overall Rating
2014-15	2.76	2.77	2.76	2.77	2.76	2.67	2.68	2.65
2015-16	3.03	3.09	3.08	3.09	3.05	2.97	3.12	3.05
2016-17	2.90	2.95	3.00	2.97	2.92	2.89	2.92	2.94
2017-18	3.09	3.08	3.05	3.11	3.12	3.10	3.07	3.14
2018-19	2.98	3.03	2.88	2.95	2.97	2.99	3.15	3.18

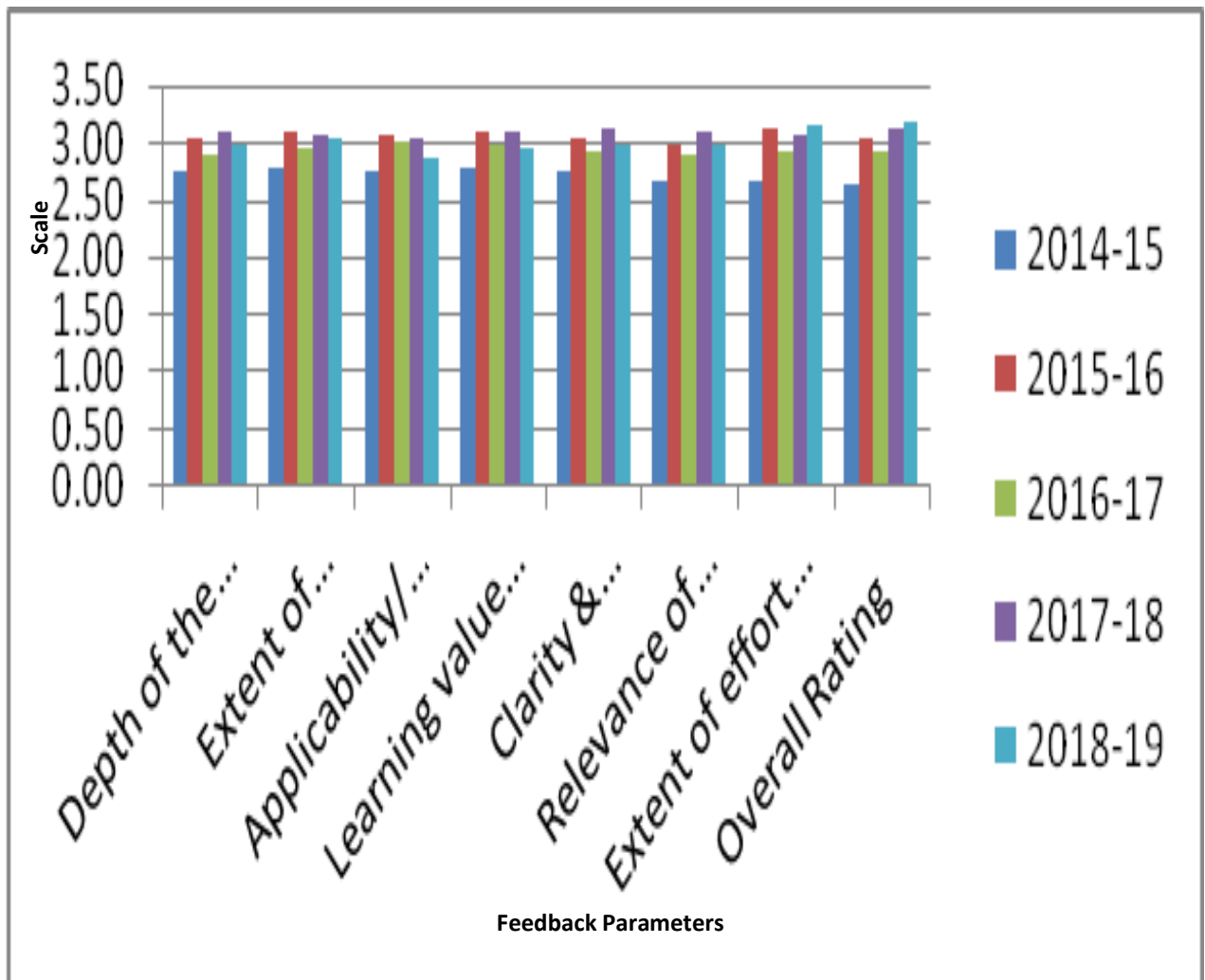


Fig: Chart depicting student feedback on curriculum of MBA (PA) from year 2014-15 to 2018-19.

**Prestige Institute of Management and Research, Indore
Curriculum / Course Feedback - Student**

**Academic Year: 2015-16 to 2018-19
Program: MBA (APR)**

Scale: 4 = Very Good; 3 = Good; 2 = Satisfactory; 1 = unsatisfactory

	Depth of the course content including project work (if any)	Extent of Coverage of Course	Applicability/ Relevance to real life situations	Learning value (in terms of Knowledge, Concepts, Manual Skills, Analytical Abilities and broadening perspectives)	Clarity & Relevance of textual reading material	Relevance of additional source material (Library)	Extent of effort required by students	Overall Rating
2015-16	3.05	3.09	3.07	3.09	3.07	3.04	3.09	3.08
2016-17	2.97	2.96	3.01	2.98	2.96	2.98	2.97	2.98
2017-18	3.09	3.08	3.06	3.10	3.12	3.13	3.11	3.17
2018-19	2.97	2.98	2.89	2.96	2.97	2.99	3.11	3.15

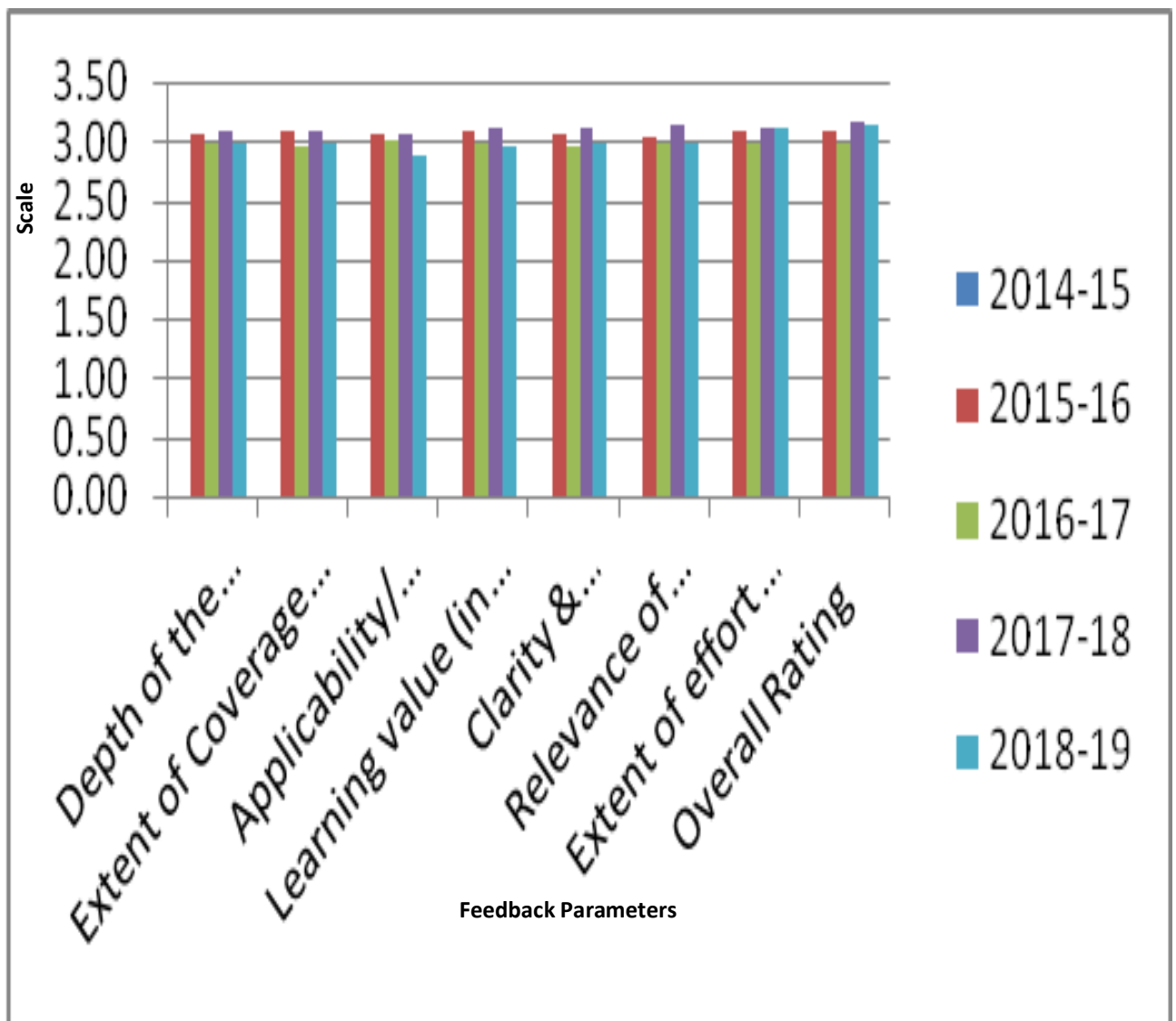


Fig: Chart depicting student feedback on curriculum of MBA (APR) from year 2015-16 to 2018-19.

**Prestige Institute of Management and Research, Indore
Curriculum / Course Feedback - Student**

**Academic Year: 2015-16 to 2018-19
Program: MMC**

Scale: 4 = Very Good; 3 = Good; 2 = Satisfactory; 1 = unsatisfactory

Year	Depth of the course content including project work if any	Extent of Coverage of Course	Applicability/ Relevance to real life situations	Learning value	Clarity & Relevance of textual reading material	Relevance of additional source material (Library)	Extent of effort required by students	Overall Rating
2014-15	3.37	3.50	3.65	3.67	3.30	3.67	3.64	3.50
2015-16	3.00	3.04	3.39	3.43	2.78	3.39	3.27	3.00
2016-17	3.74	3.96	3.91	3.91	3.83	3.96	4.00	4.00
2017-18	3.01	3.42	3.59	3.58	3.65	3.64	3.56	3.33
2018-19	3.16	3.45	3.62	3.62	3.51	3.65	3.58	3.43

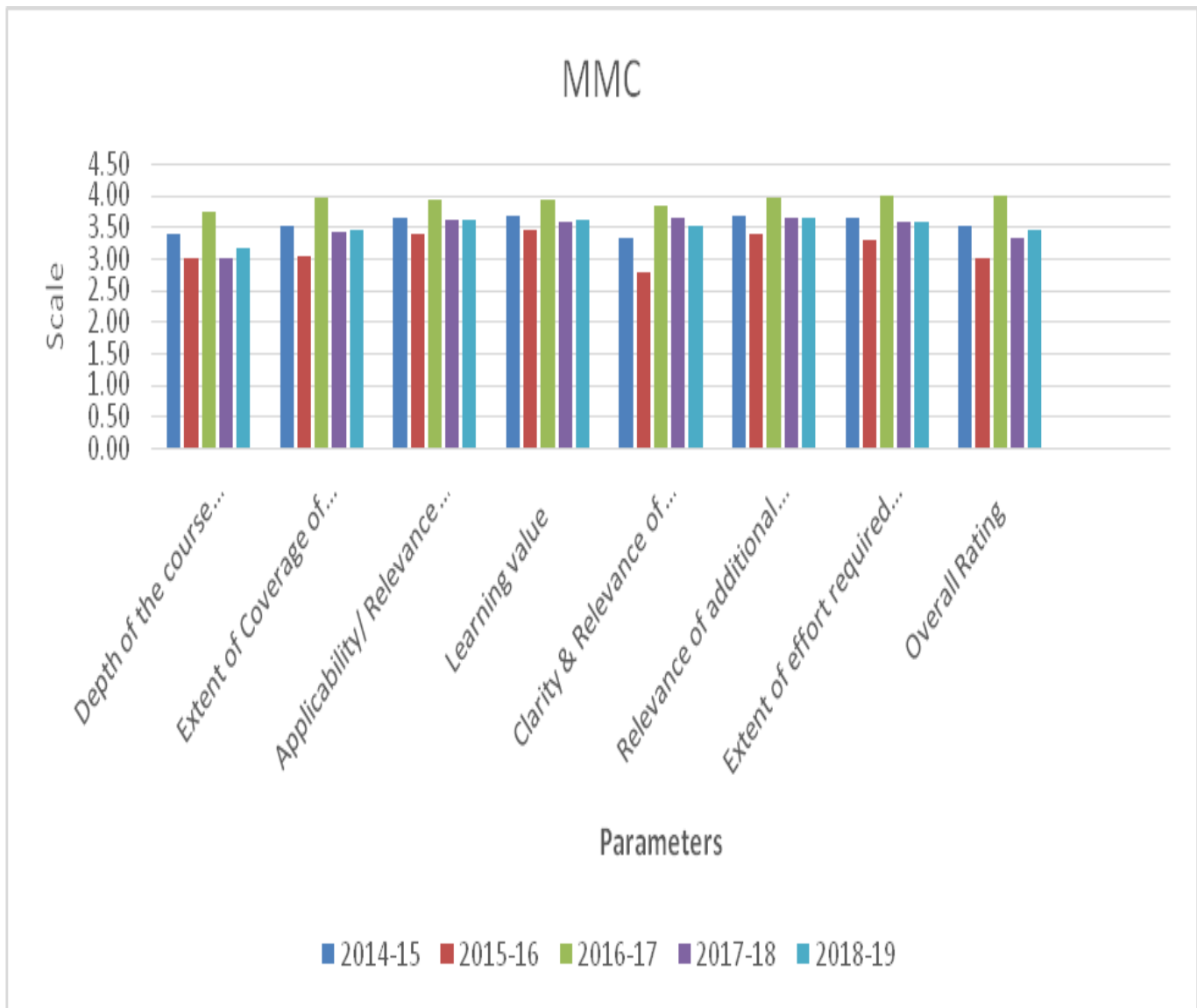


Figure: Chart depicting student feedback on Curriculum of MMC Program from Year 2014-2015 to 2018-2019

Prestige Institute of Management and Research, Indore
Curriculum / Course Feedback - Student

Academic Year: 2015-16 to 2018-19
Program: BBA

Scale: 4 = Very Good; 3 = Good; 2 = Satisfactory; 1 = unsatisfactory

YEAR	Depth of the course content including project work if any	Extent of Coverage of Course	Applicability/ Relevance to real life situations	Learning value	Clarity & Relevance of textual reading material	Relevance of additional source material (Library)	Extent of effort required by students	Overall Rating
2014-15	2.71	2.62	2.63	2.66	2.60	2.65	2.59	2.68
2015-16	3.01	3.03	2.92	2.98	2.93	2.92	2.97	2.93
2016-17	3.18	3.14	3.08	3.13	3.04	2.97	3.03	3.06
2017-18	3.09	3.06	3.10	3.12	3.07	2.99	3.05	3.11
2018-19	3.27	3.20	3.20	3.32	3.24	3.29	3.19	3.45

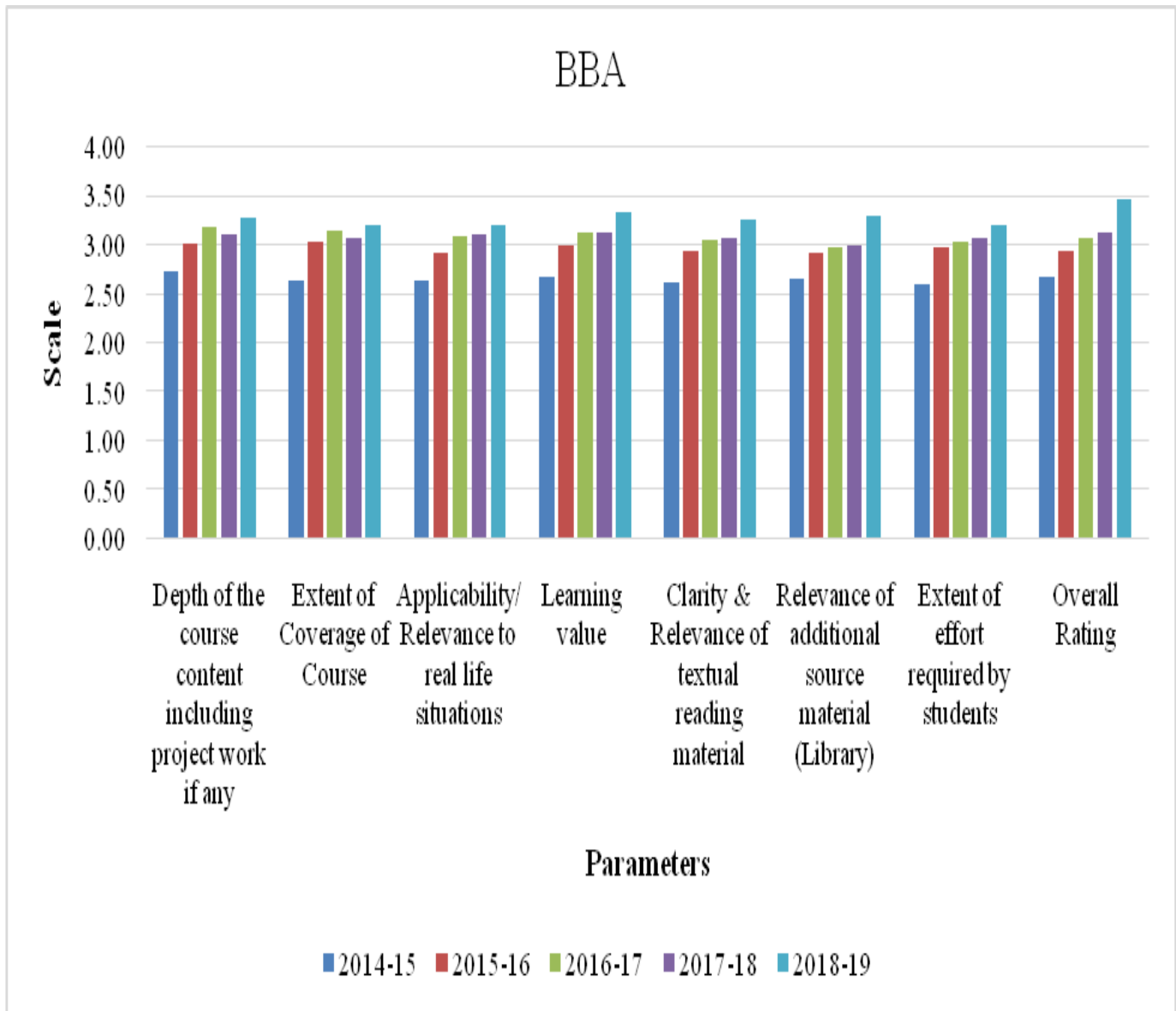


Figure: Chart depicting student feedback on Curriculum of BBA Program from Year 2014-2015 to 2018-2019

Prestige Institute of Management and Research, Indore
Curriculum / Course Feedback - Student

Academic Year: 2014-15 to 2018-19
Program: BBA (FT)

Scale: 4 = Very Good; 3 = Good; 2 = Satisfactory; 1 = unsatisfactory

YEAR	Depth of the course content including project work if any	Extent of Coverage of Course	Applicability/ Relevance to real life situations	Learning value	Clarity & Relevance of textual reading material	Relevance of additional source material (Library)	Extent of effort required by students	Overall Rating
2014-15	3.14	3.12	3.03	3.01	3.05	2.97	3.08	3.09
2015-16	3.04	3.10	2.97	3.04	3.07	3.01	3.03	3.08
2016-17	3.32	3.35	3.26	3.22	3.22	3.28	3.30	3.43
2017-18	3.55	3.53	3.51	3.52	3.46	3.42	3.41	3.45
2018-19	3.60	3.52	3.55	3.59	3.52	3.54	3.55	3.55

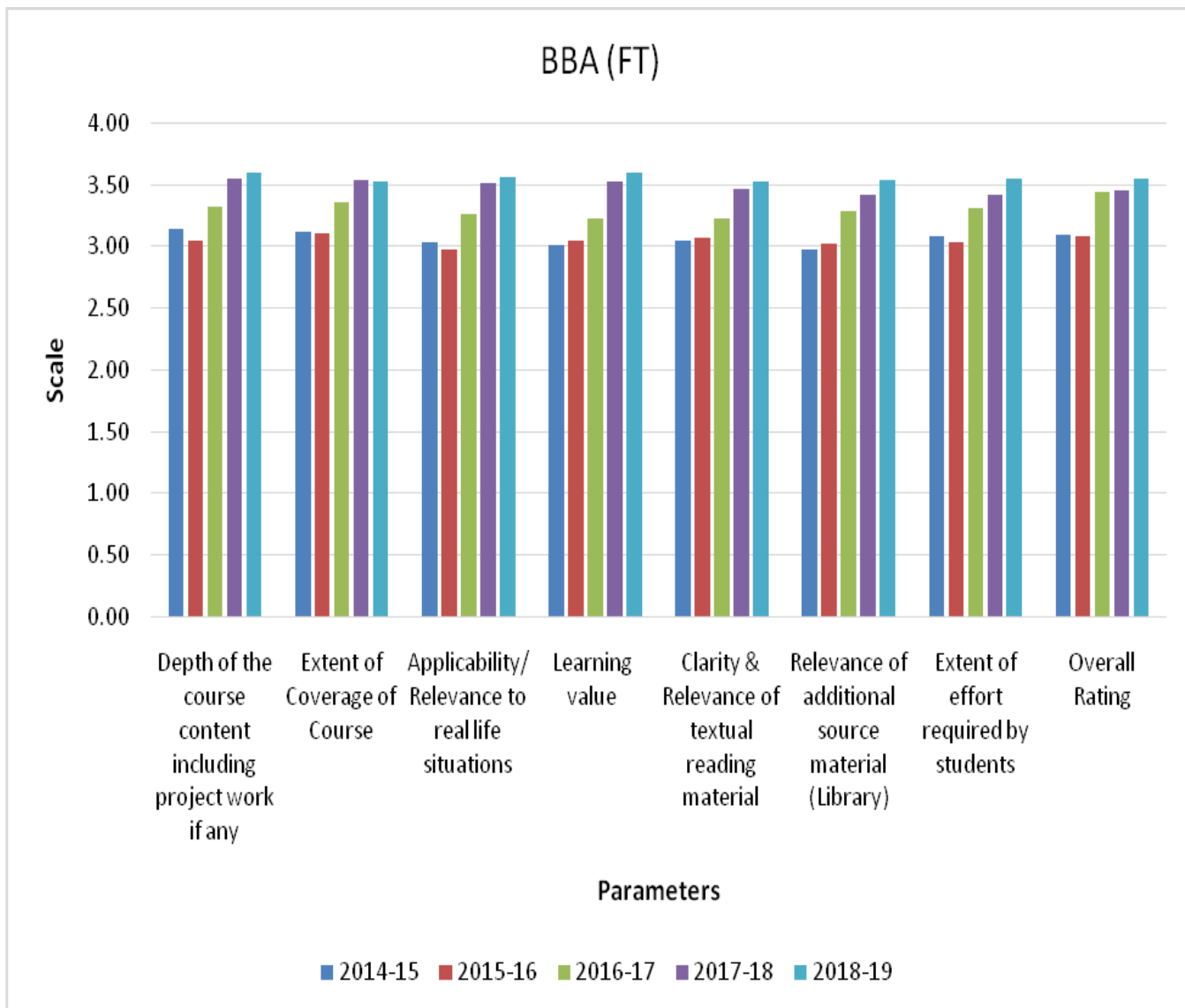


Figure: Chart depicting student feedback on Curriculum of BBA (FT) Program from Year 2014-2015 to 2018-2019

**Prestige Institute of Management and Research, Indore
Curriculum / Course Feedback - Student**

**Academic Year: 2014-15 to 2018-19
Program: B.Com. (Hons.)**

Scale: 4 = Very Good; 3 = Good; 2 = Satisfactory; 1 = unsatisfactory

Year	Depth of the course content including project work if any	Extent of Coverage of Course	Applicability/ Relevance to real life situations	Learning value	Clarity & Relevance of textual reading material	Relevance of additional source material (Library)	Extent of effort required by students	Overall Rating
2014-15	3.48	3.44	3.46	3.45	3.45	3.45	3.43	3.46
2015-16	3.48	3.41	3.45	3.43	3.43	3.44	3.44	3.47
2016-17	3.72	3.69	3.71	3.70	3.69	3.64	3.64	3.70
2017-18	3.04	3.01	2.98	2.98	2.94	2.82	2.98	2.95
2018-19	2.82	2.77	2.70	2.70	2.73	2.55	2.65	2.73

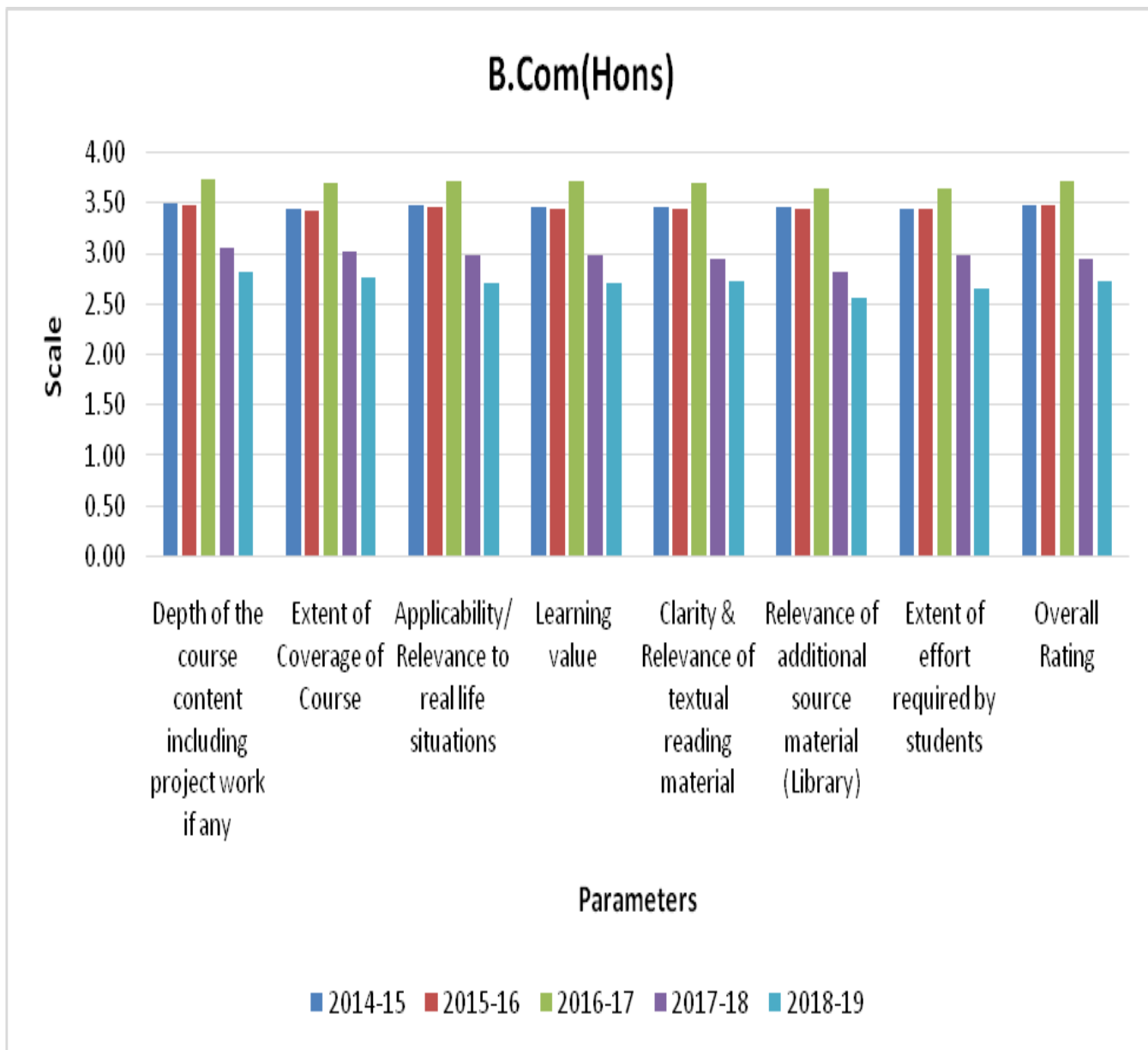


Figure: Chart depicting student feedback on Curriculum of B.COM(Hons) Program from Year 2014-2015 to 2018-2019

**Prestige Institute of Management and Research, Indore
Curriculum / Course Feedback - Student**

**Academic Year: 2014-15 to 2018-19
Program: BCA**

Scale: 4 = Very Good; 3 = Good; 2 = Satisfactory; 1 = unsatisfactory

Year	Depth of the course content including project work if any	Extent of Coverage of Course	Applicability/ Relevance to real life situations	Learning value	Clarity & Relevance of textual reading material	Relevance of additional source material (Library)	Extent of effort required by students	Overall Rating
2014-15	3.05	3.15	3.10	3.09	3.00	2.99	2.99	3.10
2015-16	2.82	2.90	2.87	2.83	2.86	2.84	2.88	2.95
2016-17	3.10	3.17	3.13	3.12	3.04	3.02	3.00	3.12
2017-18	3.25	3.19	3.17	3.15	3.13	3.00	3.17	3.22
2018-19	3.29	3.18	3.13	3.22	3.18	3.19	3.13	3.12

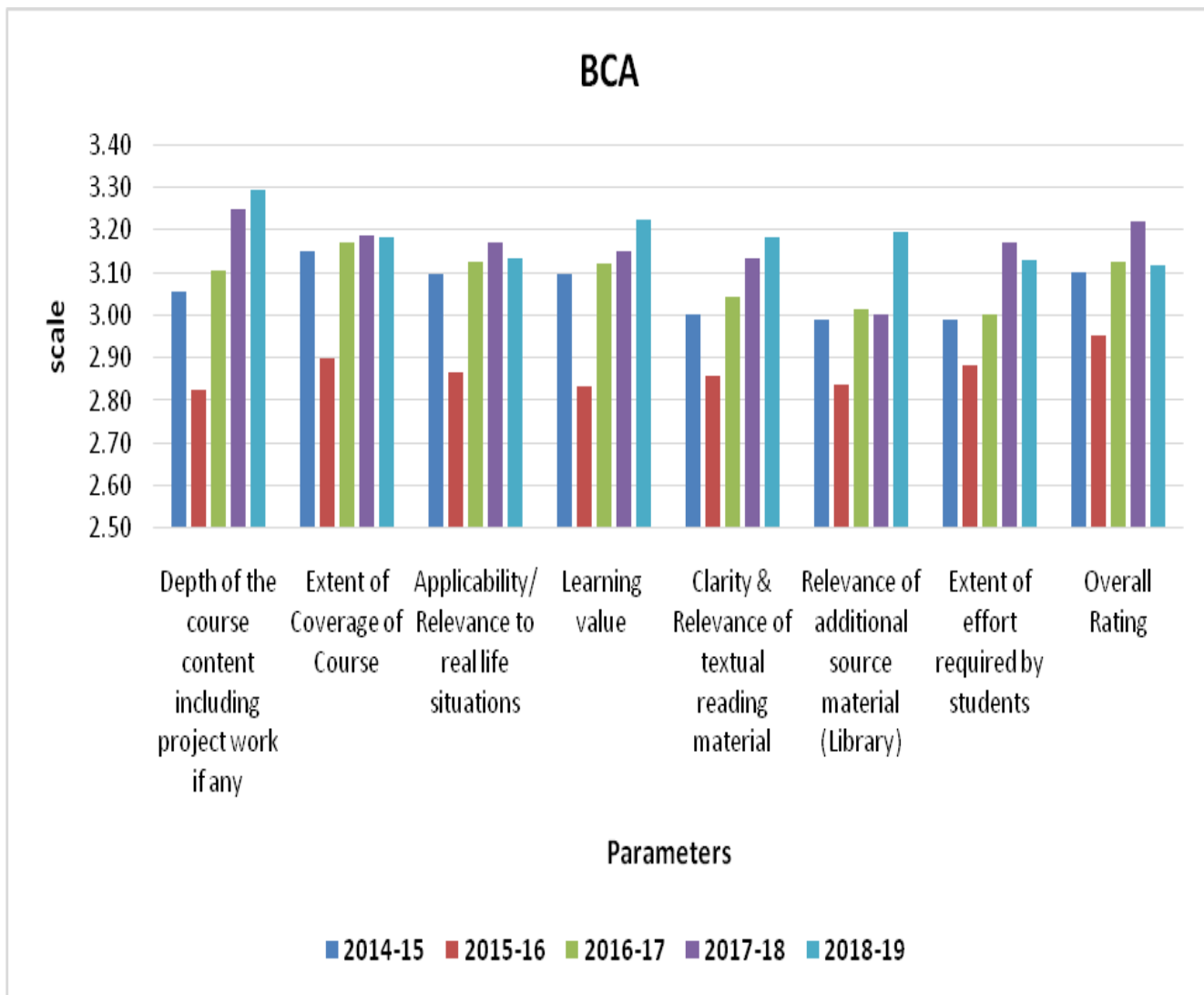


Figure: Chart depicting student feedback on Curriculum of BCA Program from Year 2014-2015 to 2018-2019

**Prestige Institute of Management and Research, Indore
Curriculum / Course Feedback - Student**

Academic Year: 2014-15 to 2018-19

Program: BAJMC

Scale: 4 = Very Good; 3 = Good; 2 = Satisfactory; 1 = unsatisfactory

Year	Depth of the course content including project work if any	Extent of Coverage of Course	Applicability/ Relevance to real life situations	Learning value	Clarity & Relevance of textual reading material	Relevance of additional source material (Library)	Extent of effort required by students	Overall Rating
2014-15	2.99	2.85	2.86	2.86	2.87	2.86	2.87	2.87
2015-16	3.06	2.85	2.88	2.87	2.88	2.88	2.88	2.89
2016-17	3.19	3.10	3.12	3.13	3.14	3.11	3.09	3.14
2017-18	3.14	3.15	3.15	3.19	3.06	3.13	3.17	3.12
2018-19	3.11	3.19	3.15	3.27	3.09	3.14	3.21	3.15

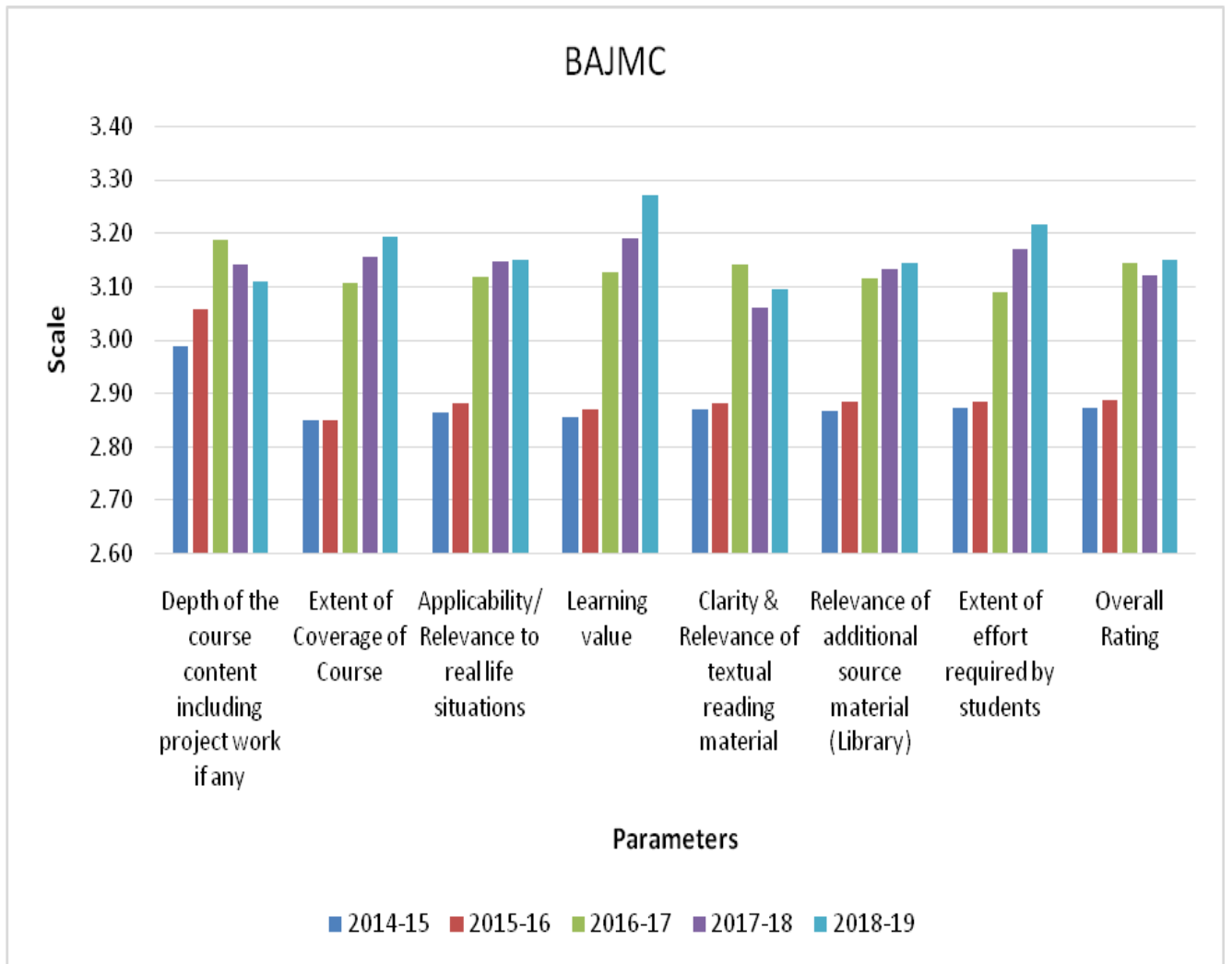


Figure: Chart depicting student feedback on Curriculum of BAJMC Program from Year 2014-2015 to 2018-2019

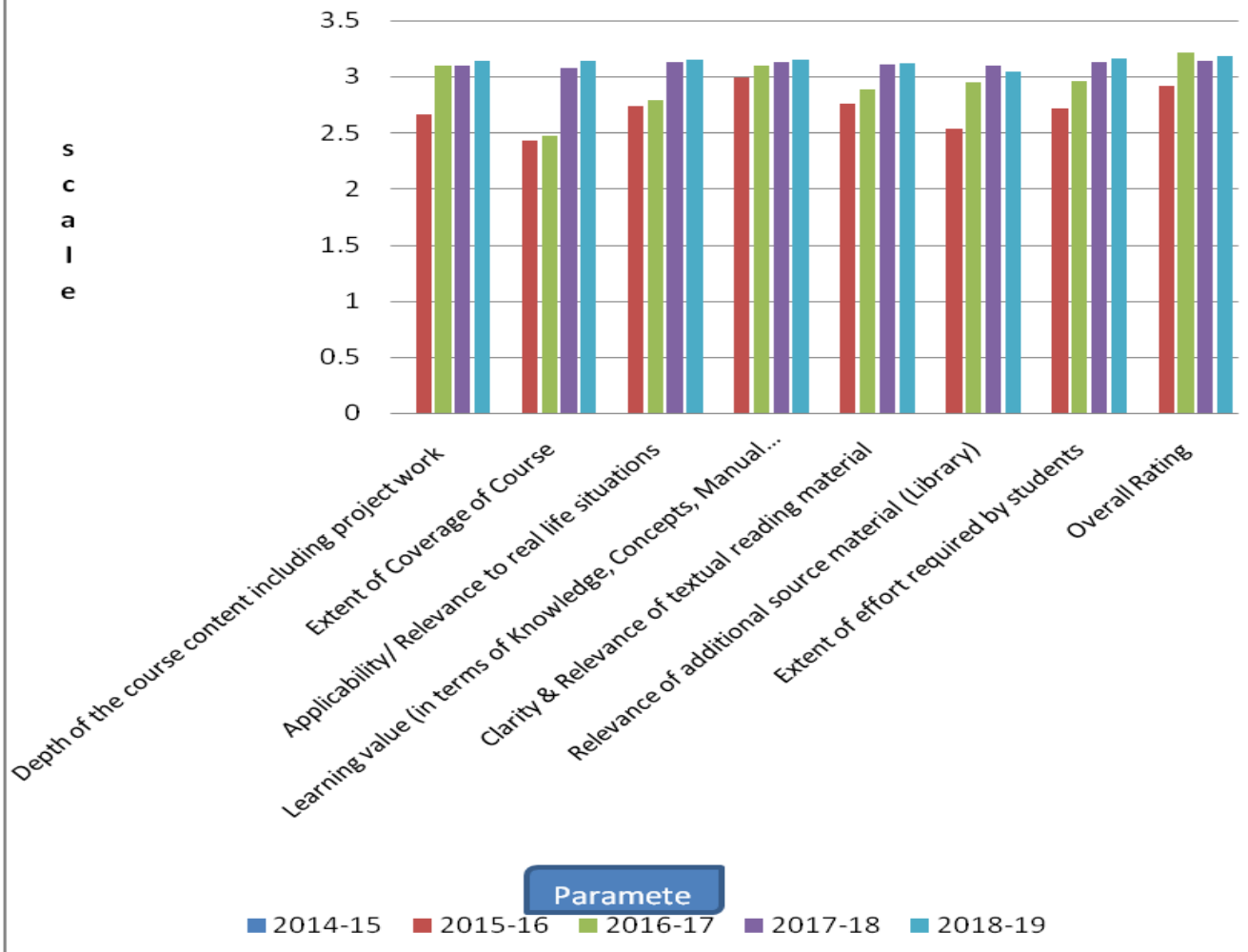
Prestige Institute of Management and Research, Indore
Curriculum / Course Feedback - Student

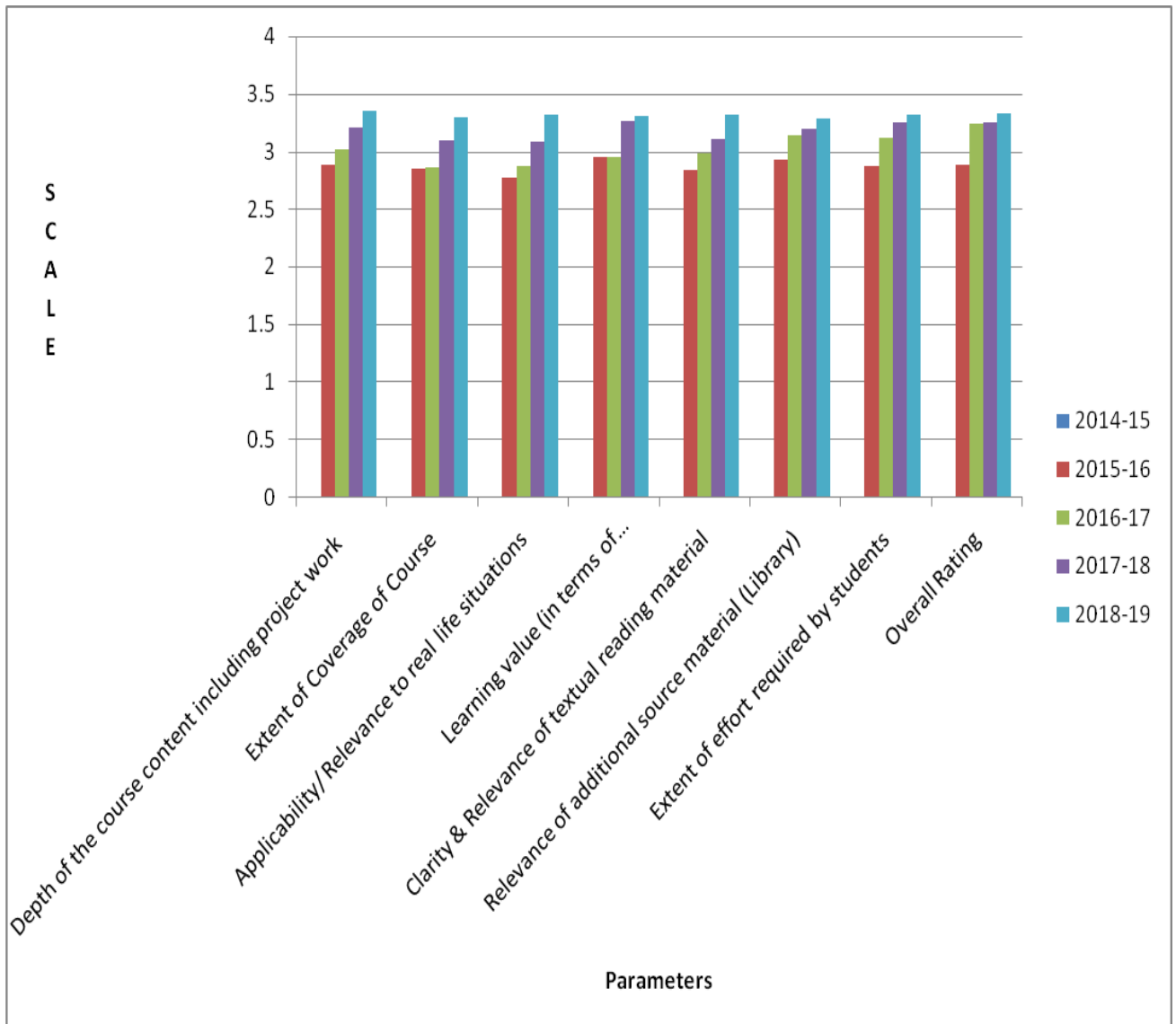
Academic Year: 2014-15 to 2018-19
Program: BBA LL.B. (Hons.)

Scale: 4 = Very Good; 3 = Good; 2 = Satisfactory; 1 = unsatisfactory

	Depth of the course content including project work (if any)	Extent of Coverage of Course	Applicability/ Relevance to real life situations	Learning value (in terms of Knowledge, Concepts, Manual Skills, Analytical Abilities and broadening perspectives)	Clarity & Relevance of textual reading material	Relevance of additional source material (Library)	Extent of effort required by students	Overall Rating
2014-15	N.A.	N.A.	N.A.	N.A.	N.A.	N.A.	N.A.	N.A.
2015-16	2.7	2.4	2.7	3.0	2.8	2.5	2.7	2.9
2016-17	3.1	2.5	2.8	3.1	2.9	2.9	3.0	3.2
2017-18	3.1	3.1	3.1	3.1	3.1	3.1	3.1	3.1
2018-19	3.1	3.1	3.1	3.2	3.1	3.0	3.2	3.2

Chart depicting student feedback on Curriculum of BBA.LL.B.(HONS.) From year 2015-16 to 2018-19





**Chart depicting student feedback on Curriculum of B.A.LL.B.(HONS.)
From year 2015-16 to 2018-19**

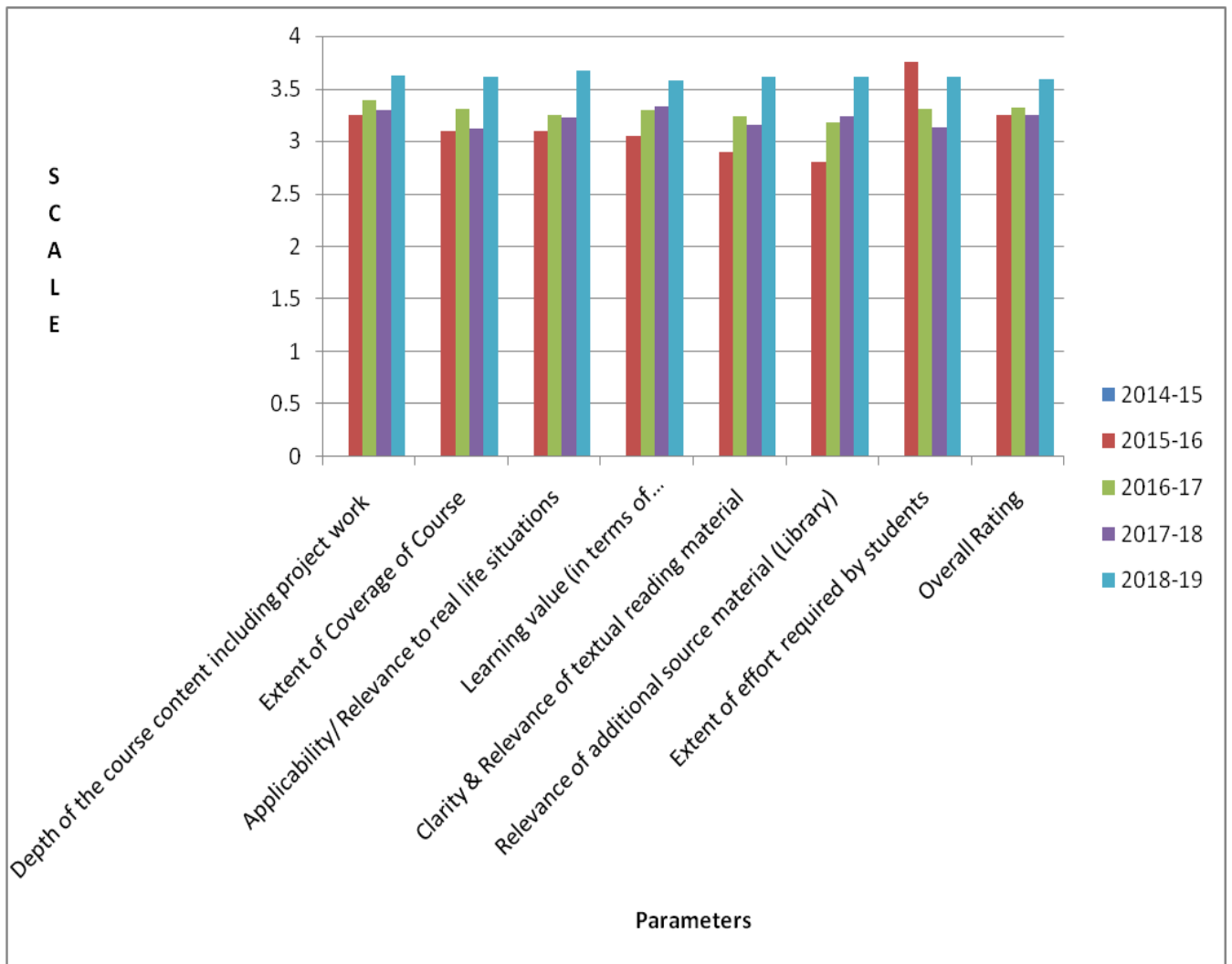
**Prestige Institute of Management and Research, Indore
Curriculum / Course Feedback - Student**

Academic Year: 2014-15 to 2018-19

Program: B.Com. LL.B. (Hons.)

Scale: 4 = Very Good; 3 = Good; 2 = Satisfactory; 1 = unsatisfactory

	Depth of the course content including project work (if any)	Extent of Coverage of Course	Applicability/ Relevance to real life situations	Learning value (in terms of Knowledge, Concepts, Manual Skills, Analytical Abilities and broadening perspectives)	Clarity & Relevance of textual reading material	Relevance of additional source material (Library)	Extent of effort required by students	Overall Rating
2014-15	N.A.	N.A.	N.A.	N.A.	N.A.	N.A.	N.A.	N.A.
2015-16	3.3	3.1	3.1	3.1	2.9	2.8	3.8	3.3
2016-17	3.4	3.3	3.3	3.3	3.2	3.2	3.3	3.3
2017-18	3.3	3.1	3.2	3.3	3.2	3.2	3.1	3.2
2018-19	3.6	3.6	3.7	3.6	3.6	3.6	3.6	3.6



**Chart depicting student feedback on Curriculum of B.COM.LL.B.(HONS.)
From year 2015-16 to 2018-19**

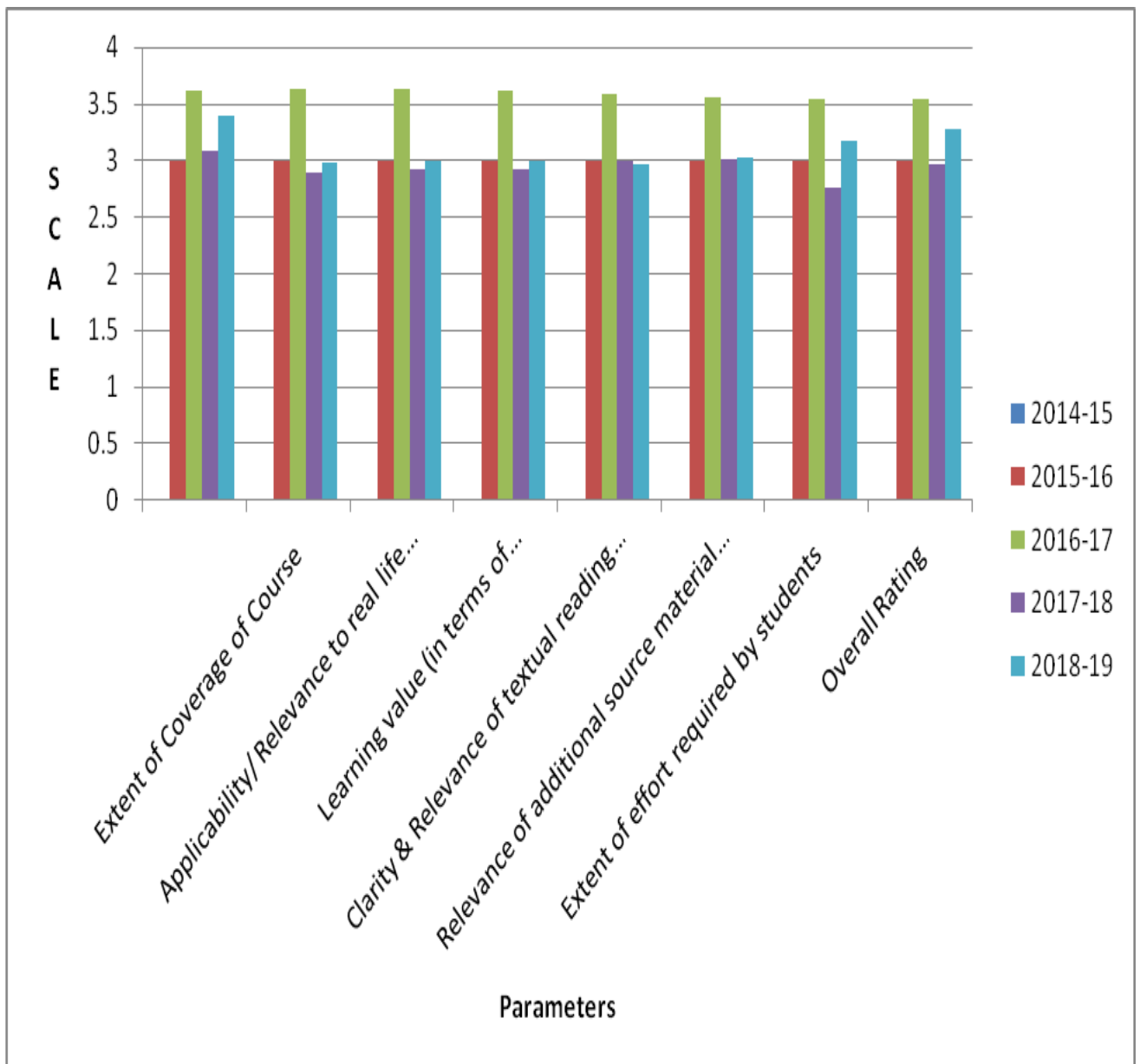


Chart depicting student feedback on Curriculum of LL.B.(HONS.) From year 2015-16 to 2018-19

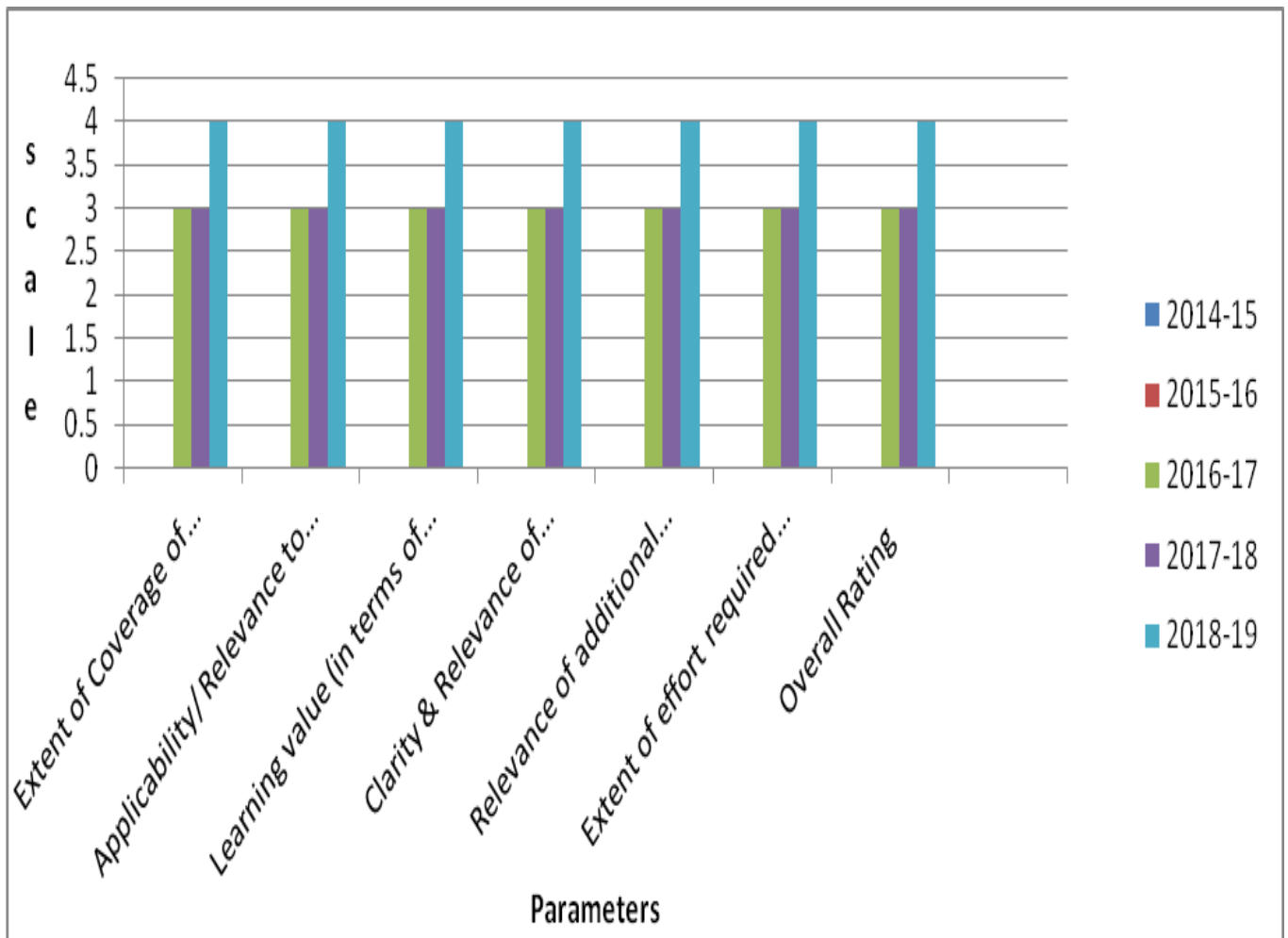


Chart depicting student feedback on Curriculum of LL.M. From year 2016-17 to 2018-19

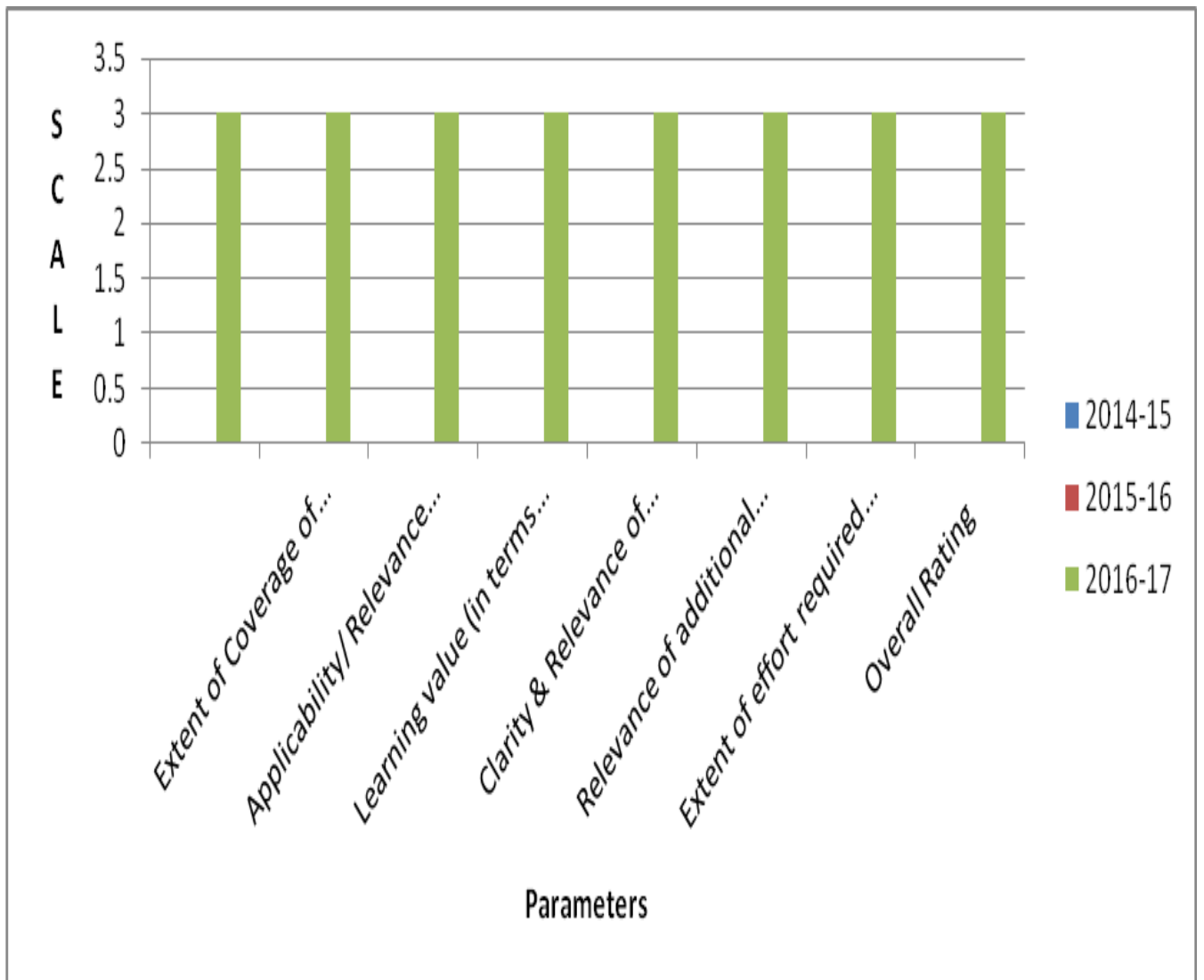


Chart depicting student feedback on Curriculum of LL.M. From year 2016-17 to 2018-19